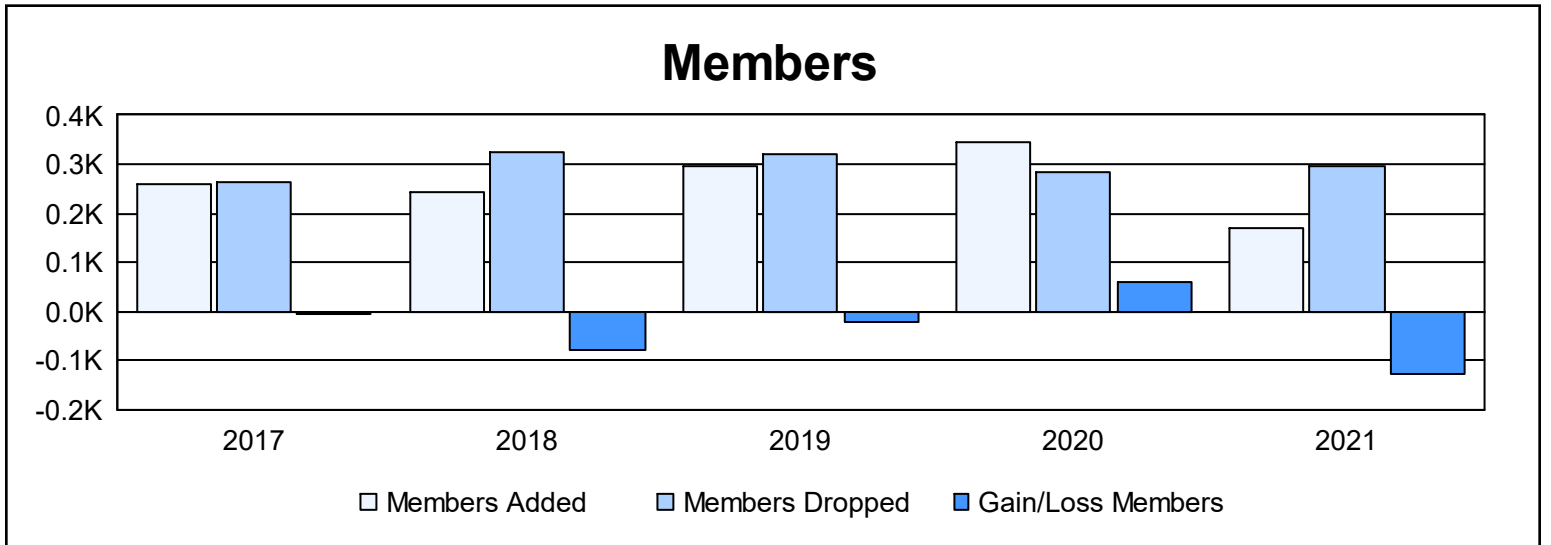
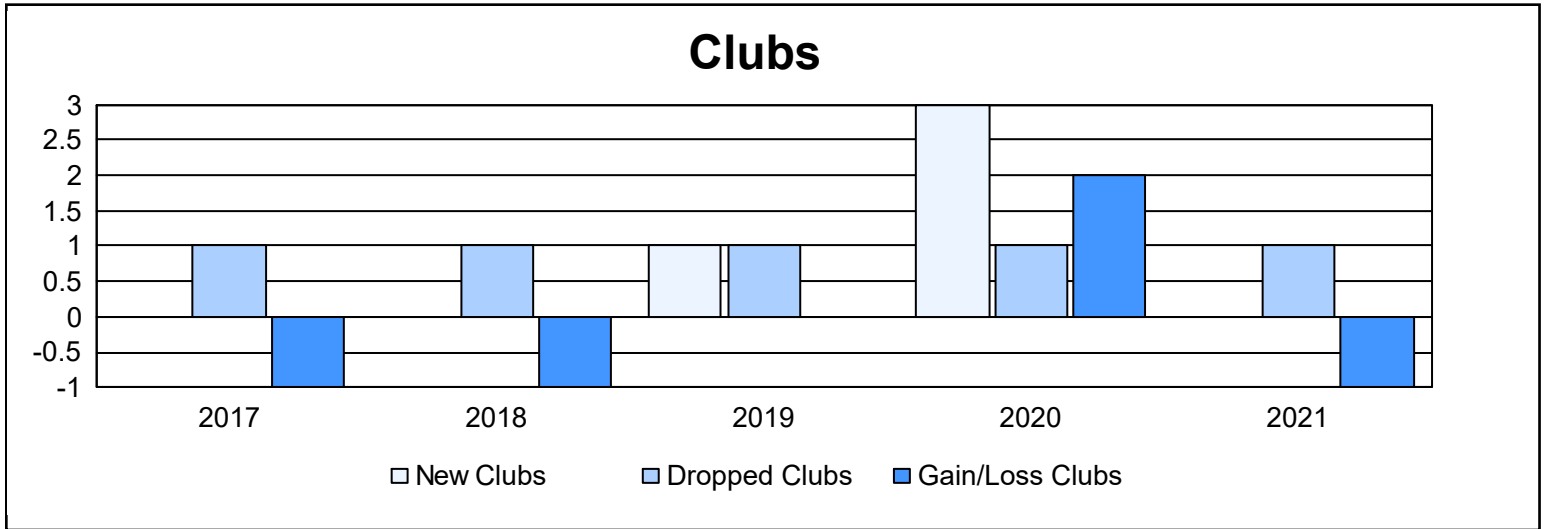
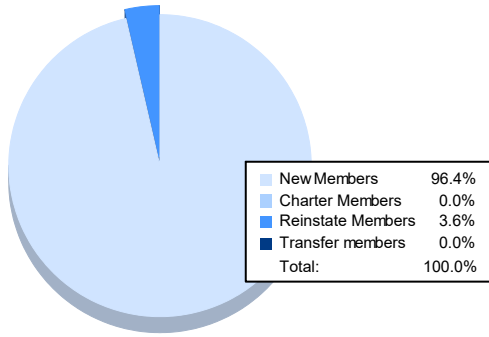


Year	New Clubs	Dropped Clubs	Gain/ Loss Clubs	New Members	Charter Members	Reinstate Members	Transfer Members	Total Member Added	Total Members Dropped	Gain/ Loss Members
2016-2017	0	1	-1	255	0	3	0	258	265	-7
2017-2018	0	1	-1	229	0	14	2	245	325	-80
2018-2019	1	1	0	259	26	10	2	297	320	-23
2019-2020	3	1	2	242	97	5	1	345	285	60
2020-2021	0	1	-1	162	0	6	0	168	297	-129
<b>Average</b>	<b>1</b>	<b>1</b>	<b>0</b>	<b>229</b>	<b>25</b>	<b>8</b>	<b>1</b>	<b>263</b>	<b>298</b>	<b>-36</b>



### Membership Composition June 2021 Cumulative



### Gender Composition June 2021 Cumulative

